

Board of Health Ordinance 3, 2011

Amending Clallam County Code Chapter 41.50, Fees, as related to the **Public Health and Environmental Health Divisions** of the Health and Human Services Department


BE IT ORDAINED BY THE BOARD OF CLALLAM COUNTY COMMISSIONERS:

**Section 1. Section .010 Fees for the Department of Health and Human Services is amended to read as follows:**


See Fee Schedule HHS.

ADOPTED this 15<sup>th</sup> day of November 2011


BOARD OF HEALTH

  
\_\_\_\_\_  
Jeanette Stehr-Green, MD, Chair

COUNTY HEALTH OFFICER

  
\_\_\_\_\_  
Thomas H. Locke, MD

ATTEST:

  
\_\_\_\_\_  
Cheryl Williams, Clerk of the Board

HEALTH AND HUMAN SERVICES FEE SCHEDULE EFFECTIVE 2012		
HEALTH SERVICES	FEE	REFERENCE
State-supplied Vaccine <sup>1</sup>		
Administration	\$12/each	
Office Visit	\$23	
State supplied vaccine is provided free of charge for children until their 19 <sup>th</sup> birthday except Hepatitis B which is provided until 20 <sup>th</sup> birthday		
Private Purchase Vaccine <sup>2</sup>		
Administration	\$12/each	
Office Visit	\$23	
Current Price Lists – Vaccine costs are immediately adjusted to reflect any manufacturer increases		
Traveler Trip Preparation Packet		
Consultation	\$50	
Travel Consultation (walk-in)	\$90	
Non-county Resident Surcharge	\$25	
HIV Pre/Post Testing and Counseling	\$50	
TB Test	\$40	
Blood Specimen Collection	\$20 plus lab costs	
Venipuncture	\$50	
Specimen handling	\$20	
Procedural Home or Office Visit	\$50 per visit	
Sliding Fee Scale	No longer available	
Account Set Up (for organizations requesting an account for billable services)	\$100	
Vital Records Mail Fee	\$3/per address	

<sup>1</sup> No child will be denied administration of a publicly-funded vaccine because of an inability to pay.

<sup>2</sup> Vaccine costs are immediately adjusted to reflect any manufacturer increases

**HEALTH AND HUMAN SERVICES FEE SCHEDULE  
EFFECTIVE 2012**

ENVIRONMENTAL HEALTH	FEE	REFERENCE
<b>GENERAL</b>		RCW 70.05.060(7)
Technical Assistance	\$81/hour	
Waiver Request		
Local Code Only	\$109	
State Code	\$161	
Appeals to the Board of Health for Determination	\$230	
Administrative Conference	\$173	
Administrative Hearing	\$288	
<b>LAND USE PROPOSALS</b>		
Site Evaluations	\$345/lot	
Administrative Fee	\$81/hour	
Technical Review Fee	\$115 for first 2 hours then \$81/hour	
Environmental Impact Statement	\$115 for first 2 hours then \$81/hour	
Evaluation for Aquifer Recharge	\$81	
Ground Water Monitoring Plan Review	\$115 for first 2 hours then \$81/hour	
Final Plat Review for Signature	\$138	
<b>ON-SITE SEPTIC SYSTEM – PERMITS</b>		
Site Registration	\$345	
Individual Construction Permit		
Conventional	\$334	
Alternative	\$403	
Owner Installed	\$460	
Commercial Permit	\$460 for first 350 gallons plus \$230 for each additional 350 gallons	
Community Permit	\$460 plus \$230 for each added connection	
Repair Permit		
Individual – conventional or alternative	\$173	
Commercial	Same as new	
Community	Same as new	
Tank Placement Permit	\$173	
Expansion of Existing System	\$299	
Vault or Pit Privy	\$173	
Re-inspection	\$86	
<b>ON-SITE SEPTIC SYSTEM – SERVICES</b>		
Operation and Maintenance (O&M)		
Plan Review	\$138	
O&M Report Filing Fee	\$40	
Surcharge (at time of final inspection)	\$35	

**HEALTH AND HUMAN SERVICES FEE SCHEDULE  
EFFECTIVE 2012**

ON-SITE SEPTIC SYSTEM – SERVICES	FEE	REFERENCE
Seasonal Water Table Observations	\$230/lot	
Permit Re-design	\$115	
On-site Sanitary Surveys	\$161	
Septic System Decommissioning Certificate	\$81	
Filing Fee	\$40	
<b>ON-SITE PROFESSION CERTIFICATIONS</b>		
Sewage Systems Installer's Certification		
Examination	\$173	
Original and Renewal	\$276	
Site Installer Original and Renewal	\$138	
Septic Tank Pumper's Certification		
Original and Renewal	\$276	
O&M Specialist Certification		
Examination	\$173	
Original and Renewal	\$276	
<b>SOLID WASTE</b>	<b>FEE</b>	<b>WAC 173-350 or WAC 173-351</b>
Plan Review for New Application	Base fee \$810 then \$81/hour if more than 10 hours	
Municipal Solid Waste Landfill (MSWLF)		
Annual Permit	\$6,900	
Closure Permit	\$8,625	
Post Closure Permit Annual Fee	\$3,450	
Recycling	\$805	
Composting		
Type 1 or 2 Feedstock	\$805	
Type 3 or 4 Feedstock	\$1,610	
Land Application	\$805	
Energy Recovery and Incineration	\$805	
Immediate Solid Waste Material		
Recovery Facility	\$805	
Transfer Station		
<5,000 tons/year	\$805	
>5,000 tons/year	\$3,220	
Bailing and Compaction Si	\$403	
Drop Box	\$403	
Piles Used for Storage or Treatment	\$403	
Surface Impoundments and Tanks	\$403	
Waste Tire Storage and Transportation	\$403	
Moderate Risk Waste Handling Facility	\$1,610	
Satellite Moderate Risk Waste Handling Facility	\$242	

**HEALTH AND HUMAN SERVICES FEE SCHEDULE  
EFFECTIVE 2012**

Limited Purpose Landfill Annual Permit Closure Post Closure Annual Fee	\$4,025 \$5,750 \$2,415	
SOLID WASTE	FEE	WAC 173-350 or WAC 173-351
Inert Waste Landfill	\$2,415	
Permit Exempt Facilities Requiring Review	\$322	
Other Solid Waste Facilities or Activities	\$81/hour	
Late Permit	50 percent of base	
Penalty	10 percent of base	
FOOD SAFETY PROGRAM – PERMITS	FEE	REFERENCE
Restaurants 0-25 Seats 26-50 Seats 51-100 Seats More than 100 Seats Cocktail Lounge	\$242 \$322 \$403 \$483 \$115	
Catering Off-site by Restaurant Stand Alone	\$161 \$242	
Schools Main Kitchen Satellite Kitchen	\$161 \$81	
Jail Kitchen	\$161	
Limited Food Services B&B, Taverns, etc.	\$161	
Temporary Special Events PHF Foods Non-PHF Foods Late Application Farmers' Market	\$115 \$29 +50% of base fee \$138	
Retail – Grocery 0-3 Check Stands 4 or More Check Stands With Food Meat Bakery Fish Deli Espresso	\$242 \$322 \$81 \$81 \$81 \$161 \$81	
Community Kitchen	\$81	
Penalties Re-inspection 1 month delinquent 2 months delinquent	\$86 50% of base 75% of base	

**HEALTH AND HUMAN SERVICES FEE SCHEDULE  
EFFECTIVE 2012**

FOOD SAFETY PROGRAM – PERMITS	FEE	REFERENCE
Food Handler Cards		
New	\$10	
Duplicate	\$5	
Plan Review		
Complex Menu	\$242	
Non-complex Menu	\$138	
PHF Limited Menu	\$115	
Non-PHF Limited Menu	\$81	
Change in Ownership	50% of establishment's plan review fee	
DRINKING WATER PROGRAM	FEE	REFERENCE
Laboratory Services – Bacterial		
Presence/Absence	\$23	
Colony Count	\$35	
Bacterial Retest	\$17	
Fecal Coliform	\$26	
Nitrate	\$29	
Water System Services – Availability (GMA requirement)		
Individual	\$69	
Group B Public Water Supply	\$81	
Group A Public Water Supply	\$81	
Public Water System Water Inventory Update	\$81	
Public Water System Plan Review		
2 Connection Group B	\$265	
1 Connection Commercial Group B	\$265	
3-14 Connection Group B	\$518	
Group A Public Water Supply	\$81/hour	
Water System Expansion	\$242	
Well Site Inspection	\$242	
Water System Sanitary Survey		
Private Individual Well	\$242	
Public Water System	\$334	
LIVING ENVIRONMENT/MISC PROGRAM	FEE	REFERENCE
Swimming Pools/Spas Permit		
Open All Year	\$276	
Seasonal	\$201	
Additional Pool/Spa	\$81/each	
Plan Review	\$81/hour	
Schools		
Plan Review	\$81/hour	
Safety Inspections	\$81/hour	
Food Preparation Facilities	See “Food Program”	

HEALTH AND HUMAN SERVICES FEE SCHEDULE  
EFFECTIVE 2012

LIVING ENVIRONMENT/MISC PROGRAM	FEE	REFERENCE
Drug lab cleanup		
Sampling for contamination	\$81/hour	
Clean up plan review	\$81/hour	
Habitation determination	\$81/hour	

**Other items not specifically covered with be assessed at \$81/hour**