

8a  
9-7-99

ORDINANCE NO. 676, 1999

AN ORDINANCE AMENDING CHAPTER 9.33 OF THE CLALLAM COUNTY CODE (C.C.C.), WHICH ESTABLISHES BRIDGE WEIGHT LIMITS ON ROADS WITHIN CLALLAM COUNTY.

BE IT ORDAINED BY THE BOARD OF CLALLAM COUNTY COMMISSIONERS:

Amend Chapter 9.33 of the Clallam County Code (C.C.C.) to read as follows: "All new material shall be underlined, material deleted shall be placed within double parentheses and scored through."

C.C.C. 9.33

Bridge Weight Limits

Sections:

- 9.33.010 Weight Limits
- 9.33.020 Signs to be Installed
- 9.33.030 Penalty

C.C.C. 9.33.010. Weight Limits. Pursuant to RCW 46.61.450, Clallam County hereby declares that the use by vehicular traffic on the following bridges shall be restricted and gross vehicle weights and sizes shall not exceed the limits set forth on the following page:

Note: Truck Type:

a = single unit truck, AASHTO Type 3

b = truck and trailer, AASHTO Type 3S2

c = truck and semi trailer, AASHTO Type 3-3



Bridge # and Name	Road Name	Stream Name, Section, Twp. & Range	Truck Type	Gross Weight Limit - Tons
11200BR1 Sol Duc River	Quillayute Road	Sol Duc River S11, T28, R14W	a	24
			b	36
			c	40
18760BR1 Weel	Weel Road	Clallam River S28, T32, R12W	a	24
			b	34
			c	40
19400BR1 Clallam Slough	Frontier St.	Clallam Slough S21, T32, R12W	a	21
			b	33
			c	40
22990BR1 Lower Salt Creek	Crescent Beach Road	Salt Creek S21, T31, R8W	a	18
			b	28
			c	35
<del>((22990BR2 (Upper Salt Creek</del>	<del>Camp Hayden Road</del>	<del>Salt Creek S3, T30, R8W</del>	a	23))
			b	33))
			c	40))
<del>((93110BR1 (Dry Creek</del>	<del>Edgewood Drive</del>	<del>Dry Creek S12, T30, R7W</del>	a	8))
			b	13))
			c	16))
<del>((94120BR3 (Burlingame</del>	<del>Old Olympic Highway</del>	<del>Dungeness River S11, T30, R4W</del>	a	15))
			b	20))
			c	24))
95250BR2 S. Meadowbrook	Sequim-Dungeness Way	Meadowbrook Creek S31, T31, R3W	a	21
			b	33
			c	40
95250BR3 Md. Meadowbrook	Sequim-Dungeness Way	Meadowbrook Creek S31, T31, R3W	a	22
			b	34
			c	40
30000BR1 Elwha River	Elwha River Road	Elwha River S10, T30N, R7W	a	18
			b	27
			c	34


C.C.C. 9.33.020. Signs to be Installed. The County Engineer shall install and maintain or cause to be installed and maintained for each bridge, suitable signs stating such maximum gross weight and size; provided that, signs shall be installed on the right-hand side of the road which traverses the bridge at a distance of not less than one hundred (100) feet from each end of such bridge and also on the approach thereto.


C.C.C. 9.33.030. Penalty. Pursuant to RCW 46.63.020 and 46.63.110, a violation of RCW 46.61.450 is designated as a traffic infraction punishable by a monetary penalty. In the event that the State Supreme Court fails to prescribe a penalty for violation of RCW 46.61.450 pursuant to RCW 46.63.110(2), a violation of the weight and size restrictions herein shall be punished by a penalty in an amount equal to that established by the State Supreme Court for infraction rules for courts of limited jurisdiction, Rule 6.2 (monetary penalty schedule for traffic infractions), as now or hereafter amended, for violations of posted road restrictions.

PASSED AND ADOPTED this 7<sup>th</sup> day of September, 1999.


BOARD OF CLALLAM COUNTY COMMISSIONERS

  
Carole Y. Boardman, Chair

  
Martha M. Ireland

  
Howard V. Doherty, Jr.

ATTEST:

  
Karen Flores  
Clerk of the Board